

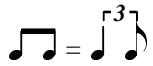



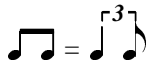


Spass-Alarm und Halloween



Spass-Alarm und Halloween



Hal - lo - ween, wenn wir
schnei - den fein, wir nur
und Ma - gie, und d'



wer kein' Spass ver -
dass man sich nun
denn wir fei - er



tra - ger
gru - s'
Hal




o - ween, Spass - a - larm und



und Hal - lo - ween, Spass - a - larm und




un und so sin - gen wir den gan - zen Tag.



- larm und
en Kür - bis
- en, Zau - ber



so kriegt so - dann
er Kür - bis an,
- ser Tag da - hin,



- dann wer kein' Spass ver -
bis an, dass man sich nun
da - hin, denn wir fei - ern

B-Stimme

Spass - A - larm und Hal - lo - ween,

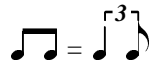
Spass - a - larm und Hal - lo

al - lo - ween, so



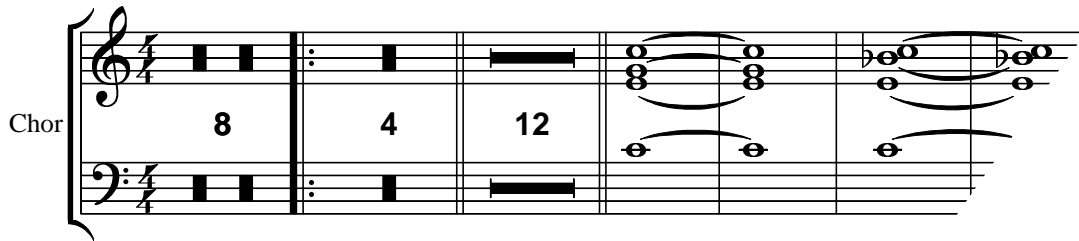
tan - zen und so sin

jen gan - zen Tag.


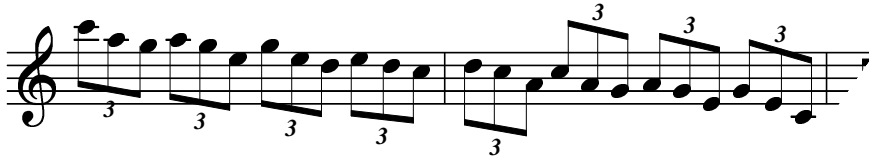

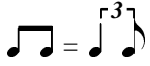
Spass-Alarm und Halloween



Chor



Spass-Alarm und Halloween



Hal - lo - ween, wenn wir dur
schnei - den fein wir nun
und Ma - gie, und der



wer kein' Spass ver - tr
dass man sich nun
denn wir fei - ern



tra - gen
gru - seln
Hal - lo -



we - en,

Spass - a - larm und




Hal - lo - ween,

Spass - a - larm und



und so sin - gen wir den gan - zen Tag.



- larm und
en Kür - bis
en, Zau - ber






kriegt so - dann
er Kür - bis an,
ser Tag da - hin,



dann wer kein' Spass ver -
an, dass man sich nun
da - hin, denn wir fei - ern

C-Stimme



Spass - A - larm und Hal - lo - ween,



Spass - a - larm und Hal - lo -




a - lo - ween, so




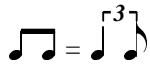
tan - zen und so sin - ge'



ag.



Spass-Alarm und Halloween



alarm und
in Kür - bis
en, Zau - ber



Hal - lo - ween, wenn wir
schnei - den fein wir ni'
und Ma - gie, und

is kriegt so - dann
der Kür - bis an,
- ser Tag da - hin,



wer kein' Spass ver
dass man sich ni'
denn wir fei -



so - dann wer kein' Spass ver
- bis an, dass man sich nun
da - hin, denn wir fei - ern



tra - ger
gru - sr
Hal



lo - ween, Spass - a - larm und



und Hal - lo - ween, Spass - a - larm und



zen und so sin - gen wir den gan - zen Tag.



Es-Stimme



Spass - A - larm und Hal - lo - ween,



Spass - a - larm und Hal - lo



tan - zen und so sir



den gan - zen Tag.

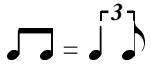


Spass-Alarm und Halloween

$\text{♪} = \text{♪}^{\text{3}}$

The musical score is written for a single melodic line on a grand staff (treble and bass clefs). It begins with a treble clef and a 4/4 time signature. The first staff contains a series of chords, with a triplet of eighth notes indicated above the first measure. The second staff continues with a similar chordal pattern, featuring eighth-note triplets. The third and fourth staves show a more complex rhythmic pattern with eighth-note triplets and sixteenth notes. The fifth and sixth staves continue this pattern, with some measures featuring a fermata. The seventh staff introduces a first ending (1.) and a second ending (2.). The eighth and ninth staves show further development of the chordal texture. The tenth staff features a first ending (1.) and a second ending (2.). The eleventh and twelfth staves continue the piece, with the final measure marked with a forte (*f*) dynamic and a fermata.

Spass-Alarm und Halloween



lo - ween,
- den fein
Ma - gie,

wenn wir durch die
wir nun ein Ge -
und der Kür - bis,

und Sau' - res
sieht dich der
geht die - ser

kriegt so - dann
Kür - bis an,
Tag da - hin,

wer kein' Spass ver -
dass man sich nun
denn wir fei - ern

Klavier

ta - gen kann, Süss' und Sau' - res kriegt so - dann
gru - seln kann, dann sieht dich der Kür - bis an,
Hal - lo - ween, so geht die - ser Tag da - hin,

tra - gen kann. Spass - A - larm und und
gru - seln kann. Hal - lo - ween.

Hal - lo - ween, Spass - a - larm und

Hal - lo wir den gan - zen Tag.

4 3 3 3 3 3

Klavier

2

3

Spass - A - larm und Hal - lo - ween,



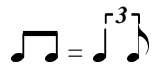
Spas Spass - a - larm und Hal - lo - ween, so

den gan - zen Tag,

Klavier

so tan-zen und so sin-gen wir den gan

Spass-Alarm und Halloween



Klavier 2

The first system of music consists of two staves. The upper staff is in treble clef and contains a sequence of eighth-note chords, primarily triads, moving in a stepwise fashion. The lower staff is in bass clef and contains a simple eighth-note bass line that follows the harmonic progression of the chords above.

The second system continues the musical piece. The treble staff maintains the eighth-note chordal texture, while the bass staff continues with its eighth-note line. The system concludes with a final chord in the treble staff.

The third system features a repeat sign in the treble staff, indicating a return to a previous section. The bass staff continues its eighth-note line. The system ends with a double bar line.

The fourth system begins with a second ending bracket and the number '2' above the treble staff. The treble staff then contains a complex rhythmic pattern of eighth notes and chords. The bass staff continues with its eighth-note line.

The fifth system features a repeat sign in the treble staff, indicating a return to a previous section. The bass staff continues its eighth-note line. The system ends with a double bar line.

Klavier 2

The first system consists of two staves. The treble clef staff contains a sequence of eighth-note chords, each with a grace note. The bass clef staff contains a simple eighth-note bass line.



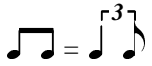
The second system consists of two staves. The treble clef staff contains a sequence of eighth-note chords, each with a grace note. The bass clef staff contains a simple eighth-note bass line. To the right of the main system, there is a small, separate fragment of notation on two staves.

The third system consists of two staves. The treble clef staff contains a sequence of eighth-note chords, each with a grace note, followed by a first ending bracket labeled "1.". The bass clef staff contains a simple eighth-note bass line. To the right of the main system, there is a small, separate fragment of notation on two staves.

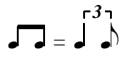
The fourth system consists of two staves. The treble clef staff contains a sequence of eighth-note chords, each with a grace note. The bass clef staff contains a simple eighth-note bass line.

The fifth system consists of two staves. The treble clef staff contains a sequence of eighth-note chords, each with a grace note. The bass clef staff contains a simple eighth-note bass line.

Spass-Alarm und Halloween



Spass-Alarm und Halloween



Claps

Ride+Crash

Snare+Toms
BDr

Schlagzeug

The image displays a musical score for a drum set, titled "Schlagzeug". The score is written in bass clef and includes piano accompaniment and a drum part. The piano part consists of three systems of staves (treble, middle, and bass clefs). The drum part is written on a single staff with various rhythmic notations, including eighth notes, sixteenth notes, and triplets. The score is divided into sections marked with numbers 1, 2, and 3. Section 1 is the first system, section 2 is the second system, and section 3 is the third system. The drum part features a complex rhythmic pattern with triplets and sixteenth-note runs. The piano accompaniment provides a harmonic and melodic foundation for the drum part. The score is written in a standard musical notation style with a key signature of one sharp (F#) and a time signature of 4/4.

Spass-Alarm und Halloween

♪ = ♪³

The musical score is written for a single instrument, likely a guitar, in the key of D major (one sharp) and 4/4 time. It begins with a dynamic marking of *mf*. The score consists of several systems of music. The first system features a series of chords. The second system includes a melodic line with a repeat sign. The third system shows a melodic line with a trill-like figure. The fourth system has a melodic line with a trill-like figure and a small melodic fragment to the right. The fifth system contains a melodic line with a trill-like figure and a melodic line with a first ending bracket. The sixth system has a melodic line with a trill-like figure and a melodic line with a trill-like figure. The seventh system features a melodic line with a trill-like figure and a melodic line with a trill-like figure. The eighth system shows a melodic line with a trill-like figure and a melodic line with a trill-like figure. The ninth system has a melodic line with a trill-like figure and a melodic line with a trill-like figure. The tenth system features a melodic line with a trill-like figure and a melodic line with a trill-like figure. The score concludes with a final melodic line.